
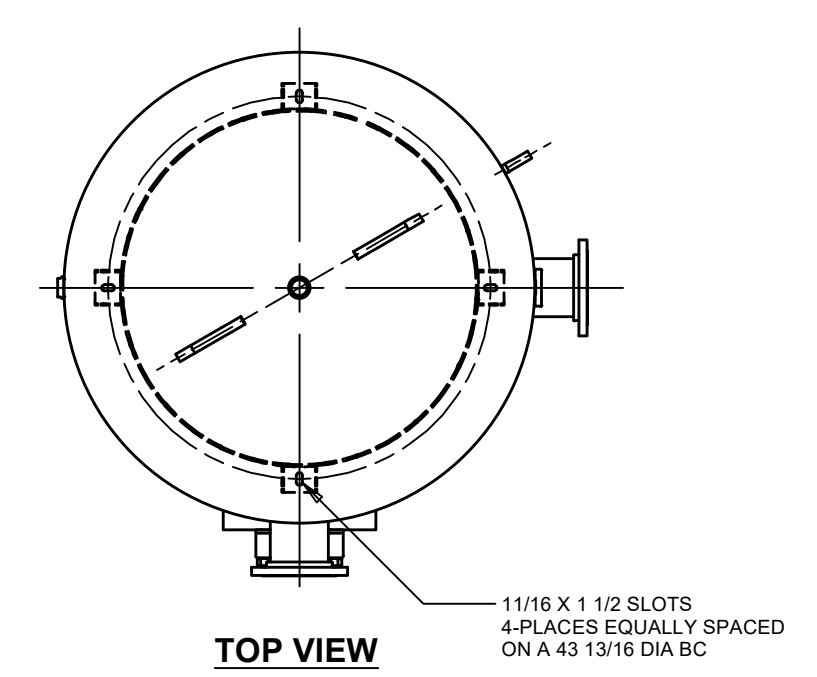
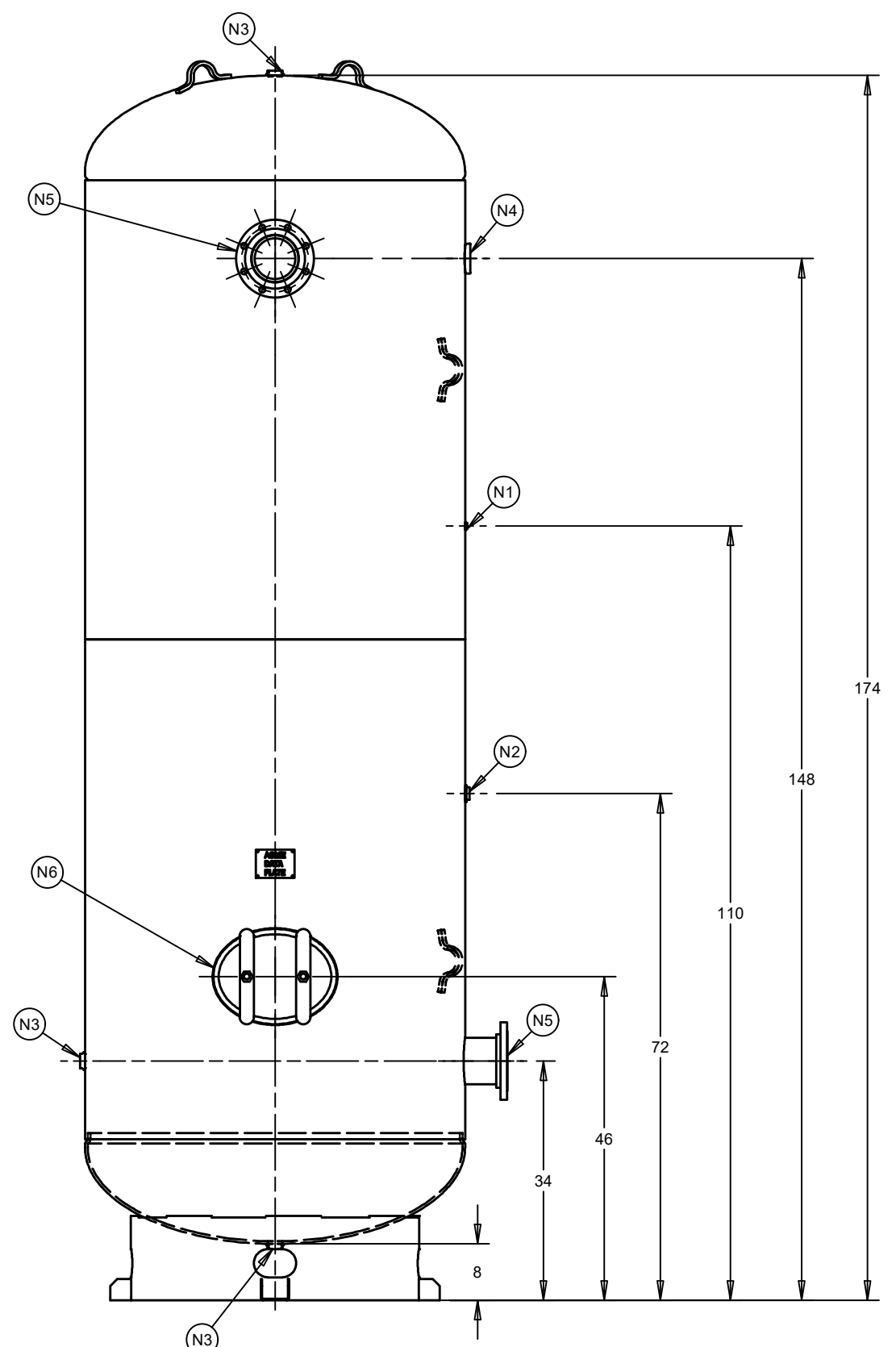


| NOZZLE CHART |          |
|--------------|----------|
| NOZZLE ID    | NPT SIZE |
| N1           | 1/4      |
| N2           | 1        |
| N3           | 1 1/4    |
| N4           | 3        |
| N5           | 6        |
| N6           | MANWAY   |



| DESIGN INFORMATION |                     |
|--------------------|---------------------|
| SPECIFICATION      | VALUE               |
| DIAMETER O.D./I.D. | 54 O.D.             |
| MAWP               | 200 PSI AT 400°F    |
| MDMT               | -20°F AT 200 PSI    |
| CAPACITY           | APPROX 1550 GALLONS |
| SHIPPING WEIGHT    | 3589 LBS            |
| CRN                | 661.T150286         |

|                                |  |                   |                    |                      |            |
|--------------------------------|--|-------------------|--------------------|----------------------|------------|
| TITLE<br>VERTICAL AIR RECEIVER |  |                   |                    |                      |            |
| CUSTOMER<br>STOCK              |  | DRAWN<br>KAT      | CHECKED<br>DMM     | DRAWING NO<br>A10332 | REV<br>D14 |
| TYPE<br>ASME                   |  | DATE<br>9/17/2016 | DATE<br>10/10/2016 | SIZE: B SHEET 1 OF 1 |            |

| REV | DESCRIPTION | BY | DATE |
|-----|-------------|----|------|
| D14 | ISSUED      |    |      |

(BUILT IN ACCORDANCE WITH LATEST EDITION OF SECTION VIII DIV 1 ASME CODE)

THIS DRAWING & SPECIFICATIONS ARE PROPERTY OF SPVG AND MAY NOT BE COPIED, REPRODUCED, OR USED IN WHOLE OR PART, AS A BASIS FOR DESIGN MANUFACTURE OR SALE WITHOUT PRIOR PERMISSION FROM SPVG.